


ARMS: A sector which never knows crisis

Hotspot group 11 Suzhou Campus

Globalization Suzhou Fall 2012

Phelippon Pierre, Pouget Christelle, Rabai
Yahya, Roulet Josselin, Swift Jérôme

+ Key figures



- Between 2007-2011 4 countries (USA, Russia, Germany, France) represented 75% of the global arms exports.
- Arms industry represented a turnover of \$400 billion with a growth of 4% in 2011
- \$91 billion for arms global export in 2011.
- USA control 73% of global arms export.
- In 2011 there are 31 countries under arms embargo.

GLOBAL MILITARY SPENDING 2011

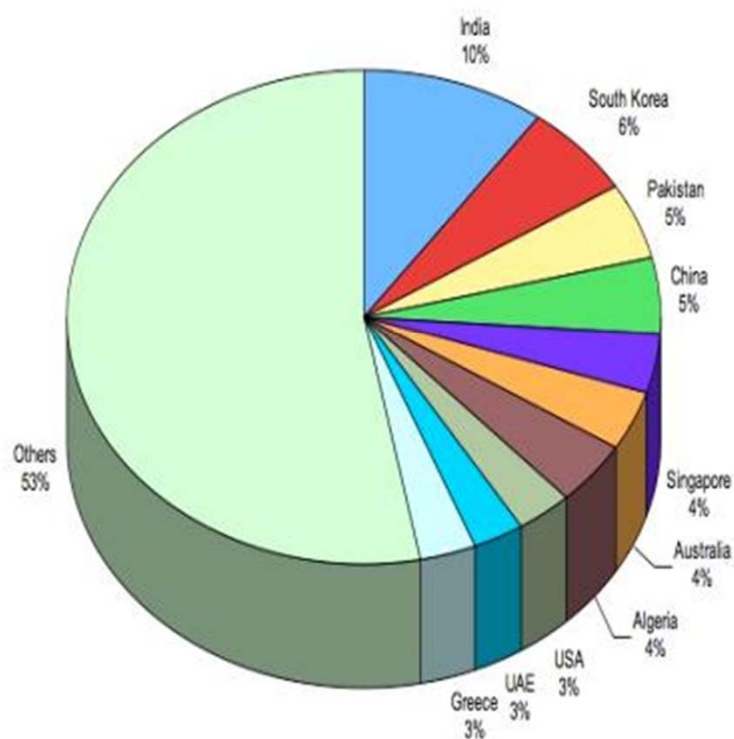
By region (inset)
By country (outer)

army-
technology.com



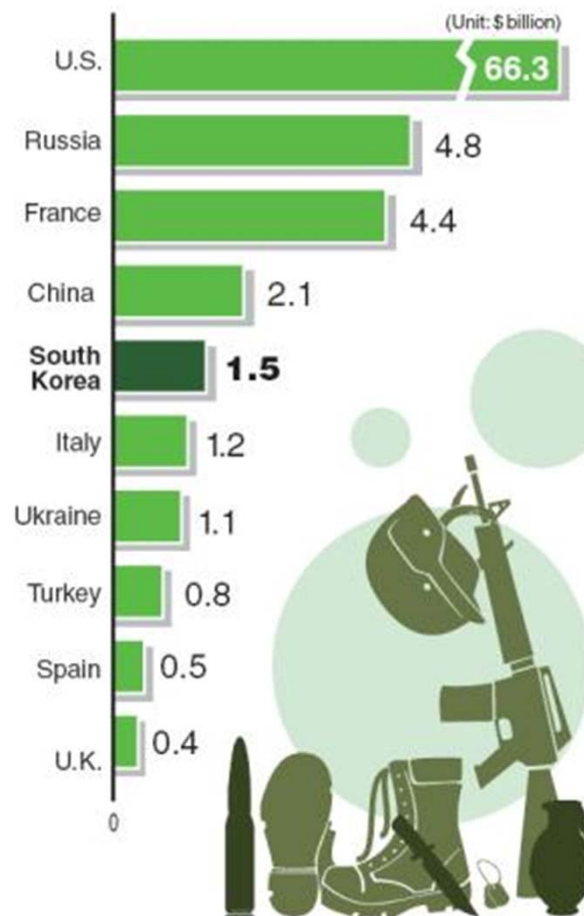
+ Importers/Exporters

Top 10 arms importers, for the period 2007-2011



Major arms exporters


(Arms transfer agreements in 2011)



Source: CRS


In 2011 Asian countries represented 44% of global arms import.

+ Keys challenges



- Geopolitic tensions are profitable to the arms industry.
- Asian countries looking for developing their owns arms.
- China decreased its imports because it develops more and more its own arms in order to become an important exporter.
- Exporter countries have to be careful with arms transfer to unstable countries and insurgent group (Syria, Lybia, Egypt...)
- Developed countries decrease their military expenditure against developing countries that increase it strongly.
- Countries' cooperation concerning development of news arms.

+ Sources



- <http://www.motherjones.com/mojo/2012/08/charts-us-arms-sales-overseas-triples>
- http://www.sipri.org/research/armaments/transfers/publications/inks/research_org
- <http://leblogalupus.com/2012/03/20/un-secteur-qui-ne-connaît-jamais-la-crise-rapport-sipri-2012-sur-le-commerce-darmes-mondial/>