

SK

SKEMA BUSINESS SCHOOL

The Balance of Payments III

Capital Account

Michel-Henry BOUCHET



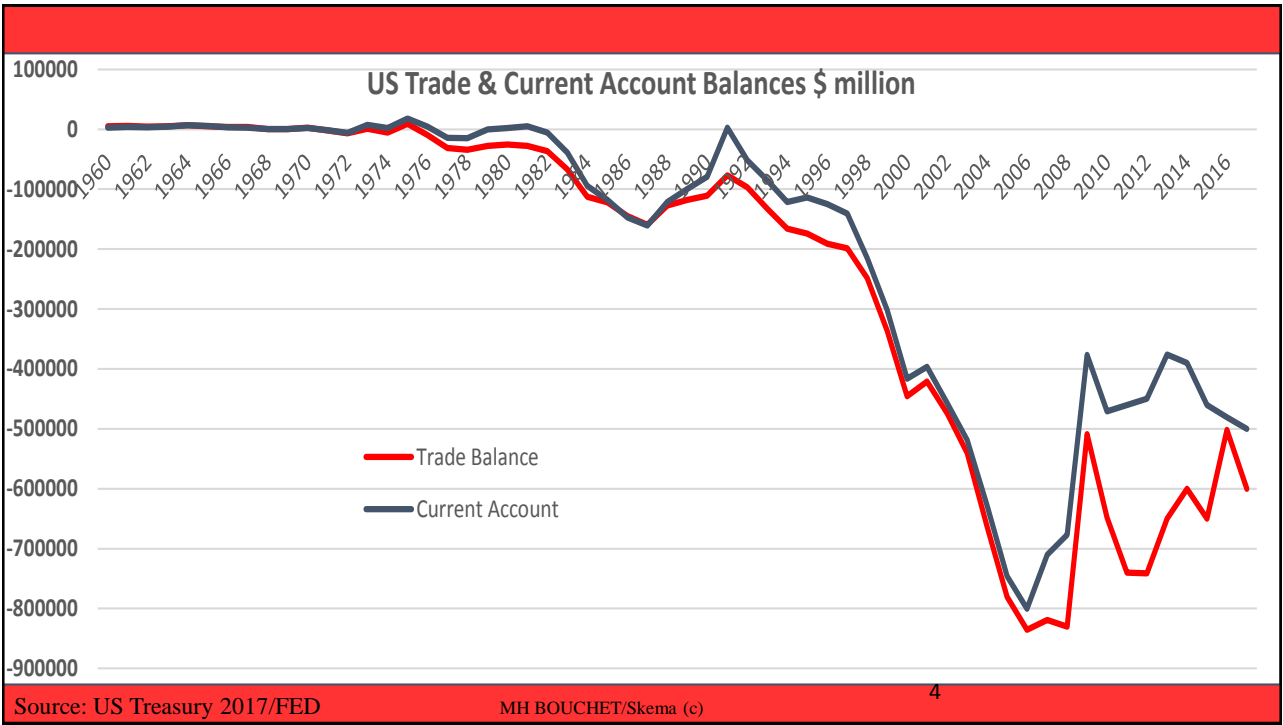
MH BOUCHET/Skema (c)



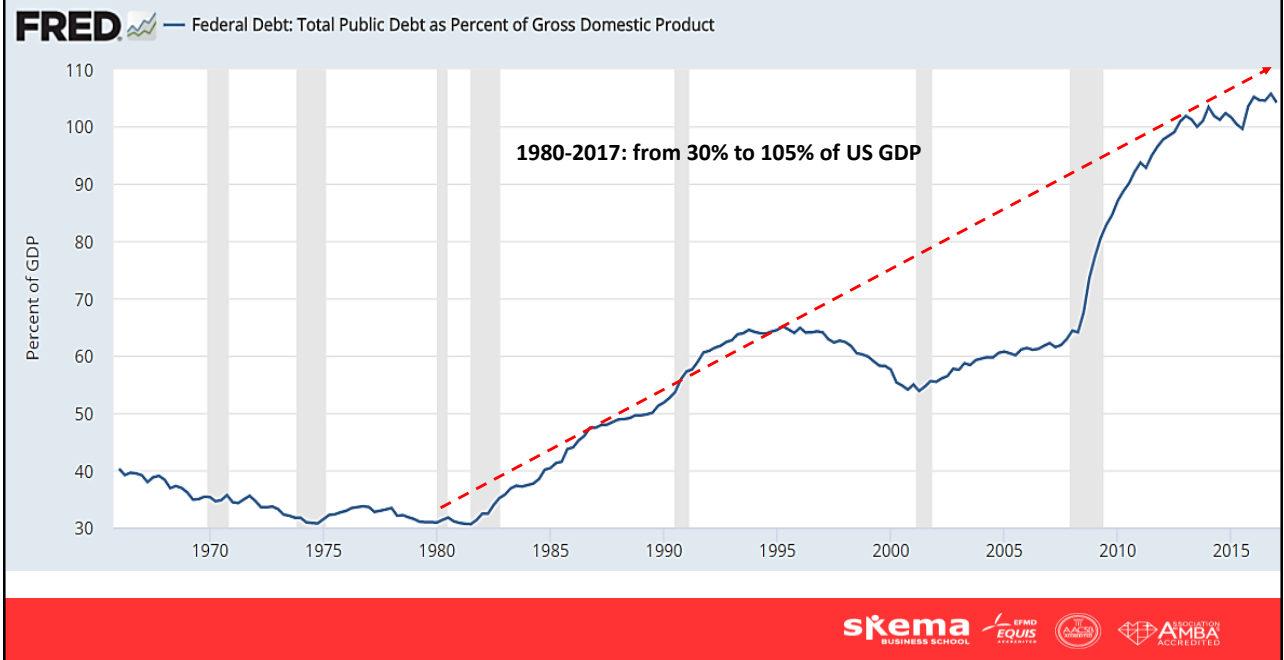
Hello SKEMA FMI! HELP!
Calculate the trade balance, the current account, and the CA/GDP ratio asap!

Exports	5000
GDP	12500
Trade	
Services revenues	1200
Transfers	285
Current account	
Interest payments	-750
CA/GDP%	
Imports	-6500

MH BOUCHET/Skema (c)



US DEFICIT ACCUMULATION AND DEBT GROWTH 1960-2017



► Capital account

- Reflects changes in country's ownership of assets
- Reflects international market access
- Financing **flows** lead to changes in external **debt stock**, and to future debt servicing payment outflows
- Financing sources: LT debt, equity/FDI, international borrowing in the capital markets (Eurobonds, Eurocredits), official financing, ODA, short-term flows...

CAPITAL ACCOUNT

The financial analyst must focus on :

- ▶ the **volume** of financing to match the financing requirements of the current account deficit
- ▶ the **nature** of financing sources (private/public) and
- ▶ the **sustainability** of the financing (short term/long term, volatility, currency mismatch, floating/fixed rates, repayment conditions...)

THE CAPITAL ACCOUNT

**From less liquid items
to more liquid items!**



Capital account

- + (-) Direct investment (non debt creating flows)
- + (-) Portfolio investment (NDCF)
- + (-) Other long-term capital (private + official)
- + (-) Other short-term capital (private + official)
- + (-) Net errors and omissions
- + (-) Counterpart items
- + (-) **Change in reserves**
- = Capital account balance
- + Exceptional Financing (or arrears)



TABLE OF USES AND SOURCES

USES (outflows)

1. Imports of goods
2. Imports of services
3. Interest payments
4. Principal debt payments
5. ST capital outflows
6. E&Os

SOURCES (inflows)

1. Exports of goods
2. Exports of services
3. Transfers & Remittances
4. Dividends
5. FDI
6. ST and LT K inflows
7. Debt cancellation
8. Arrears

MH BOUCHET/Skema (c)

9

SOURCES OF EXTERNAL FINANCING

Official (bilateral + multilateral)

- Paris Club (government to government credits)
- Export credit guarantees
 - IFIs (WB + IMF)
- Regional development banks
 - Debt rescheduling
 - Debt cancellation

Private

- FDI
- Portfolio Investment
- London Club (International bank loans)
 - Working capital lines
 - ST Trade credits
- Bonds & International debt securities
- Arrears and rescheduling

MH BOUCHET/Skema (c)

10

Other capital is a residual category that groups all the capital transactions that have not been included in direct investment and portfolio investment:

Two categories of capital inflows:

- ▶ **Long-term capital**
- ▶ **Short-term capital**

Non-negotiable instruments > 1 year or more such as London Club bank loans and mortgages, syndicated credits, euroloans...

* Financial assets < 1 year, such as currency, deposits and bills, interbank credit lines, trade credits... (Source: BIS)

Change in reserves

Reserves include:

- ▶ Hard currency assets + Monetary gold (gold held by the authorities as a financial asset)
- ▶ Special drawing rights (SDRs): reserves created by the IMF and credited to the accounts of IMF member countries according to national quotas
- ▶ Reserve position in the Fund: (member's quota + other claims on the Fund)

Foreign Exchange Reserves

The largest component of total international liquidity. It includes monetary authorities' claims on non-residents in the form of bank deposits, treasury bills, short-term and long-term government securities, and other claims usable in the event of balance of payments need, including non-marketable claims from inter-central bank and intergovernmental arrangements

A **+** sign in the BOP means a financing flow in the capital account, i.e., a decrease in the stock of reserves!

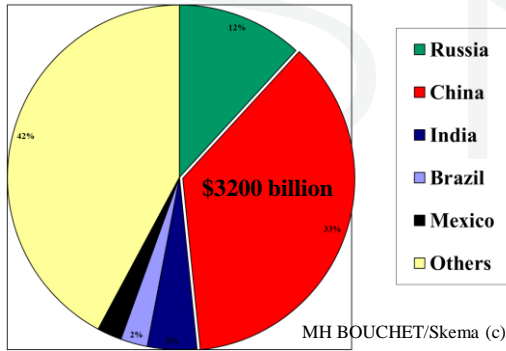
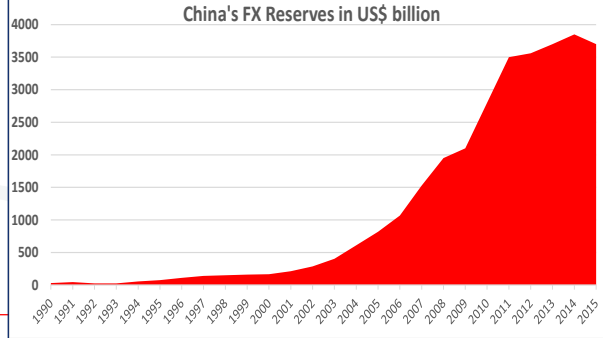
FX RESERVES AS
BUFFER OF LIQUIDITY
CRISIS

	FX Reserves as % of short term debt	FX reserves as % of GDP
India	427%	15%
China	399%	27%
Mexico	334%	16%
Korea	330%	26%
Taiwan	277%	82%
Switzerland	63%	96%
Japan	45%	23%
Canada	13%	5%
Italy	5%	2%
UK	2%	4%
Germany	2%	1%
France	2%	2%

Reserves and GDP for 2016, short-term debt as of 2016Q3

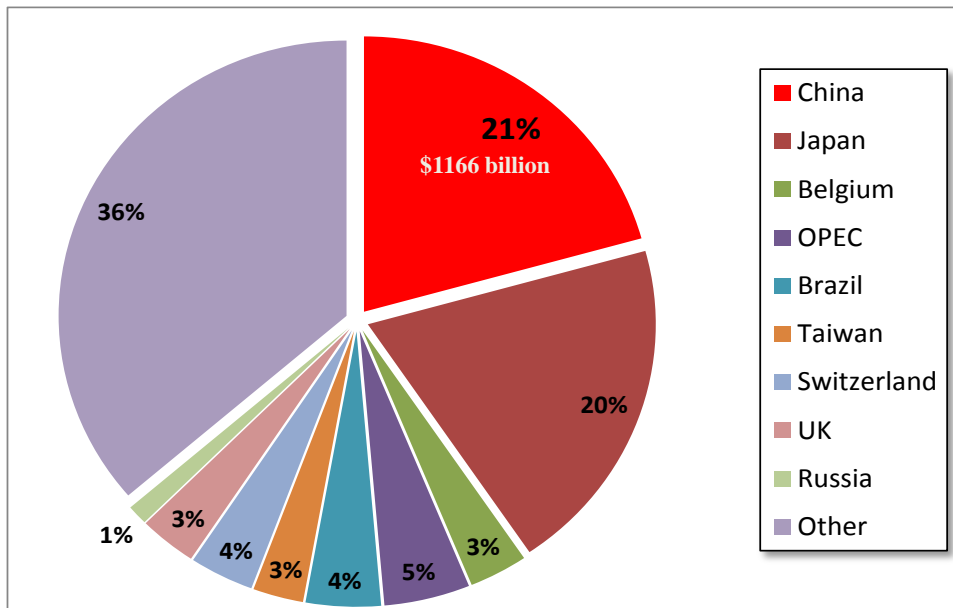
Sources: National Authorities; World Bank; International Monetary Fund; Haver Analytics

THE RISE IN
CHINA'S HARD
CURRENCY
RESERVES



Σ world reserves 2017= \$11,500 billion

CHINA = > 1/5 OF FOREIGN HOLDING OF US DEBT IN 2017



US Treasury

MH BOUCHET/Skema (c)

4. Net errors and omissions

Statistical gaps involved in gathering balance of payments data (and capital flight!)

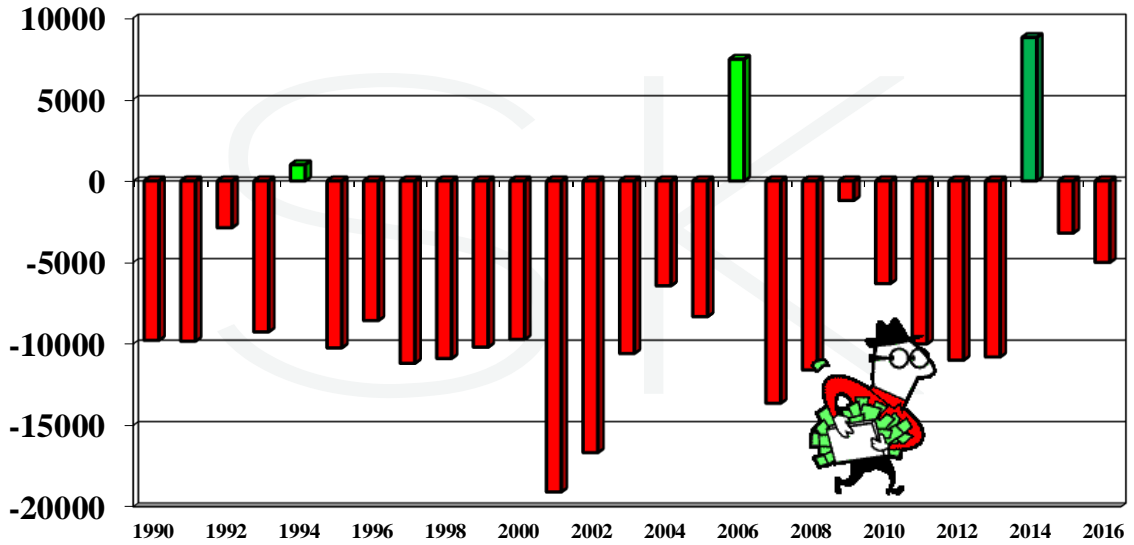
Other sources of E&Os:

1. leads and lags in trade flows, underinvoicing of exports
2. overinvoicing of imports
3. undeclared short-term capital movements...

NET ERRORS AND OMISSIONS ?

- ▶ An examination of the size and direction of NE&Os may shed some light on the accuracy of BoP estimates. The adoption of the double entry accounting system means that the net sum of all credit and debit entries should equal zero.
- ▶ In practice, any discrepancies are recorded in NE&Os, reflecting the net effect of differences in coverage, timing and valuation. An amount $> 5\%$ of the gross sum of merchandise exports and imports is a source of concern!

RUSSIA: NET ERRORS & OMISSIONS US\$ BILLION



Source: IMF-IFS/IIF

MH BOUCHET/Skema (c)

19

CAPITAL FLIGHT IN RUSSIA (1994-2012)



Source: BIS

MH BOUCHET/Skema (c)

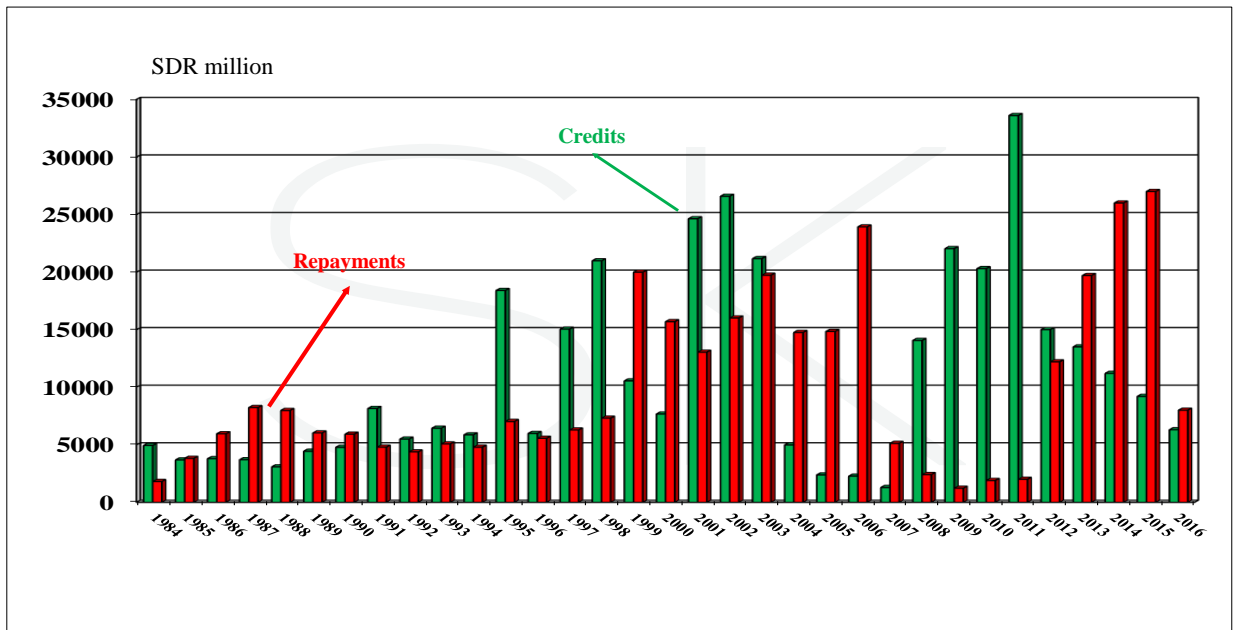
20

6. EXCEPTIONAL FINANCING



- IMF SDR Drawings
- World Bank's HIPC Initiative
- London Club debt reduction and restructuring workouts
- Paris Club debt relief
- Debt swap transactions

IMF DISBURSEMENTS & REPAYMENTS 1984-2017



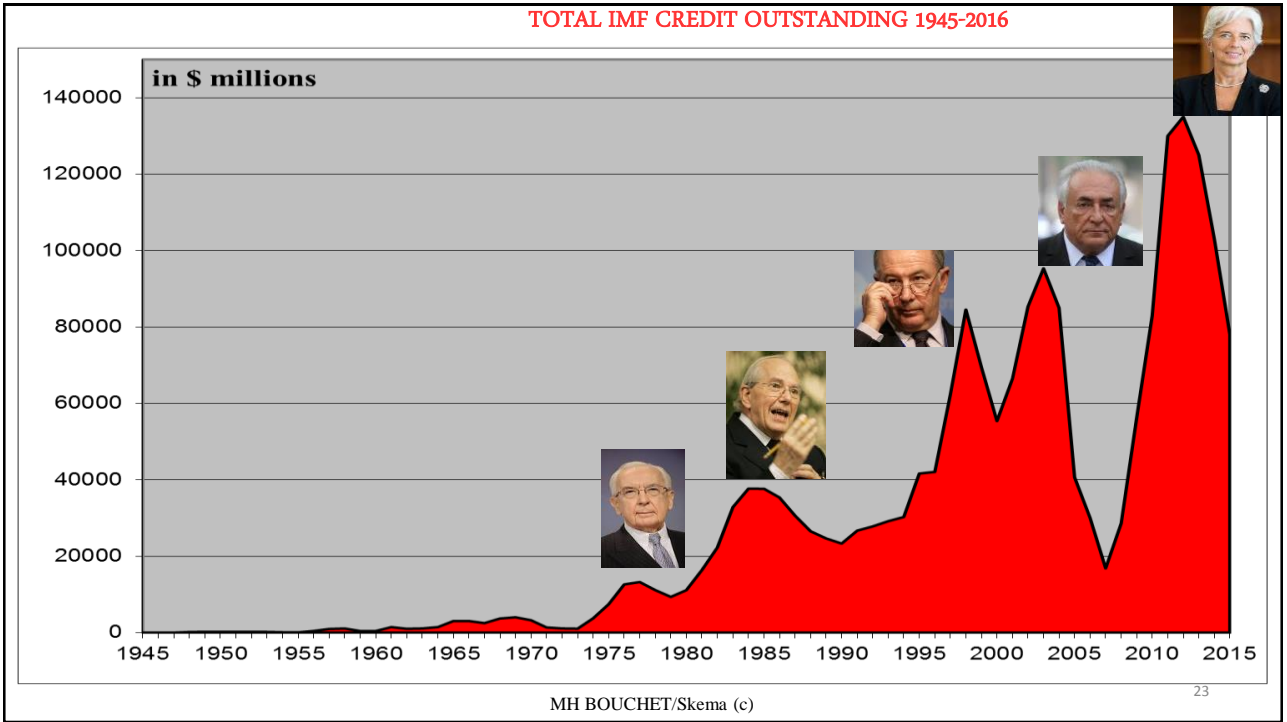


Table1 Joint BIS-IMF-OECD-World Bank Statistics on External Debt (mill. US\$)						Table1 Joint BIS-IMF-OECD-World Bank Statistics on External Debt (mill. US\$)					
Data are in millions						Data are in millions					
	2016Q2	2016Q3	2016Q4	2017Q1	2017Q2		2016Q2	2016Q3	2016Q4	2017Q1	2017Q2
A1. Loans and other credits (Debt of)						A1. Loans and other credits (Debt of)					
01_Cross-border loans, by BIS reporting banks	10,063	10,556	10,600	01_Cross-border loans, by BIS reporting banks	2,726	2,894	2,830
02_o/w to nonbanks	6,666	7,064	7,144	02_o/w to nonbanks	1,656	1,862	1,871
03_Official bilateral loans, total	03_Official bilateral loans, total
04_o/w aid loans	04_o/w aid loans
05_o/w other	05_o/w other
06_Multilateral loans, total	8,299	8,516	8,215	8,335	0	06_Multilateral loans, total	6,772	6,676	6,860	6,839	1,902
07_o/w IMF	0	0	0	0	0	07_o/w IMF	1,721	1,700	1,620	1,619	1,902
08_o/w other institutions	8,299	8,516	8,215	8,335	..	08_o/w other institutions	5,052	4,976	5,240	5,221	..
09_Insured export credit, Berne Union	7,200	7,272	6,599	09_Insured export credit, Berne Union	2,841	2,686	2,572
10_o/w short term	4,601	4,775	4,310	10_o/w short term	2,137	2,004	1,914
11_SDR allocations	785	784	755	762	781	11_SDR allocations	382	381	367	370	380
A2. Loans and other credits (Debt due within a year)						A2. Loans and other credits (Debt due within a year)					
12_Liabilities to BIS banks (cons.), short term	2,792	2,929	2,948	12_Liabilities to BIS banks (cons.), short term	528	585	584
13_Multilateral loans, IMF, short term	13_Multilateral loans, IMF, short term	149	231	328	448	531
B1. Debt securities (All maturities)						B1. Debt securities (All maturities)					
14_Debt securities held by nonresidents	5,761	14_Debt securities held by nonresidents	3,458
B2. Debt securities (short term, original maturity)						B2. Debt securities (short term, original maturity)					
15_Debt securities held by nonresidents	97	15_Debt securities held by nonresidents	24
C. Supplementary information on debt (liabilities)						C. Supplementary information on debt (liabilities)					
16_International debt securities, all maturities	8,029	8,044	8,197	8,234	..	16_International debt securities, all maturities	4,924	5,459	5,182	6,246	..
17_o/w issued by nonbanks	7,728	7,744	7,897	7,935	..	17_o/w issued by nonbanks	4,924	5,459	5,182	6,246	..
18_International debt securities, short term	555	558	527	535	..	18_International debt securities, short term	500	599	586	589	..
19_o/w issued by nonbanks	555	558	527	535	..	19_o/w issued by nonbanks	500	599	586	589	..
20_Paris Club claims (ODA)	4,479	20_Paris Club claims (ODA)	2,608
21_Paris Club claims (non ODA)	270	21_Paris Club claims (non ODA)	856	24	..
22_Liabilities to BIS banks, locational, total	13,990	14,548	12,089	22_Liabilities to BIS banks, locational, total	3,661	3,767	3,317